
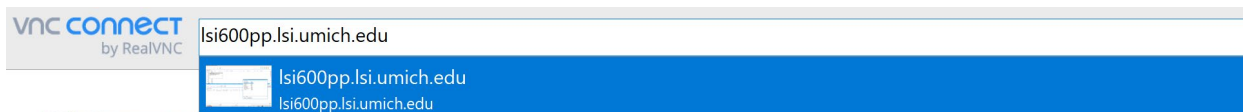
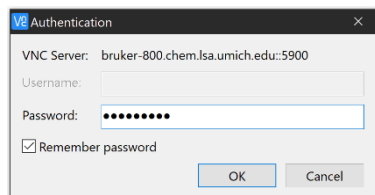


Accessing Bruker LSI600PP machine in LSI 3214 using VNC & VPN

- If connecting through MWireless or ethernet connection on University of Michigan campus, there is no requirement of using VPN.
- If accessing through internet outside campus (like mobile connections etc.), one need to connect the **U-M VPN** first. Instructions on how to connect to University of Michigan VPN can be found here: <https://its.umich.edu/enterprise/wifi-networks/vpn/getting-started>
- Download the latest version of **VNC Viewer**:
<https://www.realvnc.com/en/connect/download/vnc/>
The above link give one access to VNC Viewer provided by RealVNC for various platform (PC/MAC/Linux/iPhone/Android etc)
- X11VNC Server on LSI Bruker 600 automatically starts upon login
- Open VNC Viewer on your computer:

- In the address bar type: **lsi600pp.lsi.umich.edu**



- One will be prompted to enter a password, please contact BioNMR Core facility staff (debsahu@umich.edu) to obtain this password.



- Now one should have access to the Bruker 600 MHz machine in LSI 3214:

